

NEW!

SM, SMK, SMK C

IMPROVED HOLDING

Increased head diameter holds down the mounted elements better!

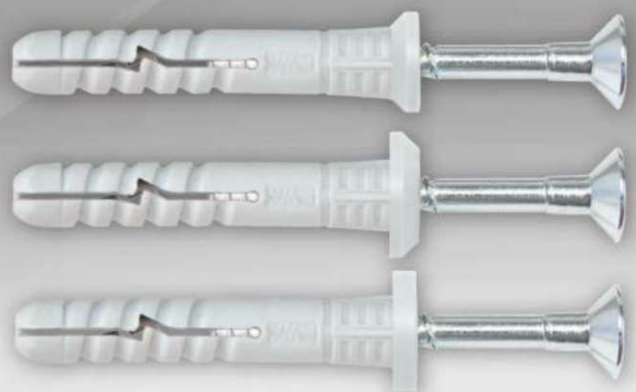
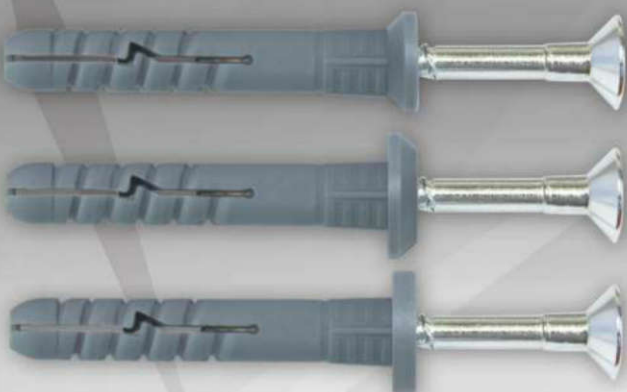
SECURE INSTALLATION

The countersunk screw head is more solid and boasts a significant bead at its base!

WHITE ZINC PLATING FINISH

Screws for hammer driven plugs are corrosion protected by zinc plating - in the white colour!

100% ^{pure material} nylon ***





SM / SMN HAMMER DRIVE FIXING

Technical Approval
AT-15-9031/2012



SM - POLIPROPYLENE

APPLICATION

For fixing of wooden battens, frame structures for plasterboard partition walls, electrical conduits and pipe mounting clamps.

SUBSTRATE



SPECIFICATIONS

Plug material	SM - polipropylene, SMN - NYLON
Nail screw	steel
Corrosion protection	zinc chromate plating

RESISTANCE

Code and size	Design resistance in concrete C20/25 [kN]	Design resistance in solid brick [kN]	Calcium silicate brick [kN]	Aerated concrete [kN]
SM - 5 (SMN - 5)	0.31 (0.64)	0.06 (0.40)	0.26 (0.42)	0.10 (0.08)
SM - 6 (SMN - 6)	0.23 (0.67)	0.18 (0.30)	0.32 (0.42)	0.13 (0.11)
SM - 8 (SMN - 8)	0.42 (1.08)	0.21 (0.48)	0.43 -	0.23 (0.20)
SM - 10 (SMN - 10)	1.13 (2.02)	0.36 (1.34)	1.00 -	0.30 (0.44)

Normal weight concrete, strength class not lower than C20/25 according to PN-EN 206/1:2003
Solid ceramic brick, strength class not lower than 15 according to PN-EN 771-1:2011
Calcium silicate brick, class not lower than 20 according to PN-EN 771-2:2011
Aerated concrete blocks 600, class not lower than 5 according to PN-EN 771-4:2011

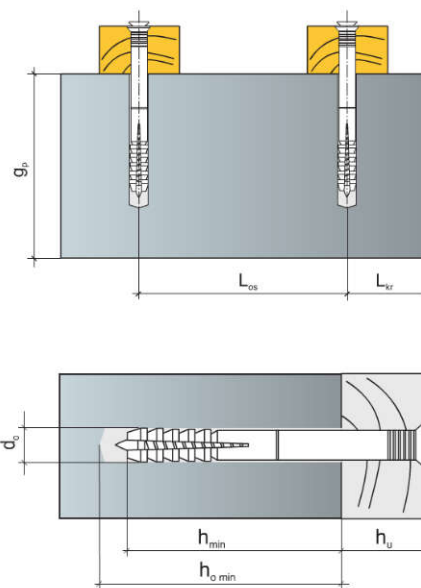
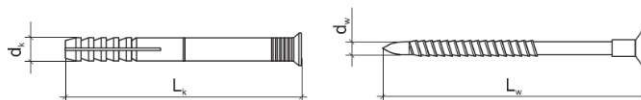
100% nylon



SMN - NYLON

INSTALLATION DATA

Code and size	Minimum spacing L_{ss} (mm)	Minimum edge distance L_{sr} (mm)	Minimum member thickness g_p (mm)
SM - 5 (SMN - 5)	120	60	60
SM - 6 (SMN - 6)	120	60	60
SM - 8 (SMN - 8)	160	80	80
SM - 10 (SMN - 10)	200	100	100





Frame and general purpose fasteners

SM / SMN HAMMER DRIVE FIXING

TECHNICAL DATA

POLIPROPYLENE	NYLON	Drill hole diameter d_o [mm]	Plug length L_s [mm]	Minimum depth of drilled hole $h_{o, min}$ [mm]	Minimum anchorage depth h_{min} [mm]	Screw diameter and length d_w [mm]	Pcs per pack
Code and size	Code and size						
SM-05045	SMN-05045	5	45	40	30	3.5 x 50	200
SM-06040	SMN-06040	6	40	40	30	3.9 x 45	200
SM-06050	SMN-06050	6	50	40	30	3.9 x 55	200
SM-06060	SMN-06060	6	60	40	30	3.9 x 65	200
SM-06070	SMN-06070	6	70	40	30	3.9 x 75	100
SM-06080	SMN-06080	6	80	40	30	3.9 x 85	100
SM-08045	SMN-08045	8	45	50	40	4.9 x 50	100
SM-08060	SMN-08060	8	60	50	40	4.9 x 65	100
SM-08080	SMN-08080	8	80	50	40	4.9 x 85	100
SM-08100	SMN-08100	8	100	50	40	4.9 x 105	100
SM-08120	SMN-08120	8	120	50	40	4.9 x 125	100
SM-08140	SMN-08140	8	140	50	40	4.9 x 145	100
SM-08160	SMN-08160	8	160	50	40	4.9 x 165	100
SM-10080	SMN-10080	10	80	60	50	6.9 x 90	50
SM-10100	SMN-10100	10	100	60	50	6.9 x 110	50
SM-10120	SMN-10120	10	120	60	50	6.9 x 130	50
SM-10140	SMN-10140	10	140	60	50	6.9 x 150	50
SM-10160	SMN-10160	10	160	60	50	6.9 x 170	50
SM-10180	SMN-10180	10	180	60	50	6.9 x 190	50
SM-10200	SMN-10200	10	200	60	50	6.9 x 210	50
SM-10220	SMN-10220	10	220	60	50	6.9 x 230	50

INSTALLATION

